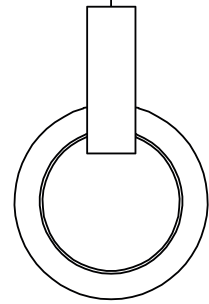

CATÁLOGO 2022



Levvy
iluminação



**ALINHAR
BOM GOSTO À
QUALIDADE,
É PARTE
INTEGRANTE DO
NOSSO DNA.**





Há mais de 15 anos no mercado, a Hevvy Iluminação tem como missão trazer a excelência em seus produtos com design e bom gosto.

Criada a partir de uma única linha de abajur, a Hevvy Iluminação vem ano após ano, crescendo e buscando atender às necessidades do mercado em um país plural como o Brasil.

Nossas linhas de Spots, Luminárias Externas, Balizadores e Arandelas, além da nossa já conhecida Linha Decorativa, são parte de nossa visão, em que a variedade se faz necessária para atender a diferentes questões na decoração de ambientes brasileiros.

Manter um canal de diálogo aberto com nossos colaboradores, parceiros e clientes é o nosso segredo e nosso elo mais sagrado. Afinal, trabalhamos para que tenham a melhor experiência em decoração e iluminação.

Porque nossos clientes merecem sempre o melhor.



LINHA **DECORATIVA**

5



LINHA **PLAFON**

115



LINHA DE **BALIZADORES & SPOTS**

128



LINHA **ARANDELAS** EXTERNAS

138



LINHA **LÂMPADAS**

143























ÚLTIMA **OPORTUNIDADE**

147

LINHA DECORATIVA


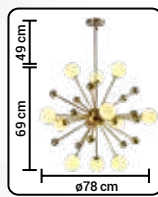
 <p>CALLAS 006</p>	 <p>VOLPI 007</p>	 <p>ANDES 008</p>	 <p>TÓQUIO 009</p>	 <p>HEXAGON 012</p>
 <p>MILANO 014</p>	 <p>BENSON 017</p>	 <p>FUSION 018</p>	 <p>ORBIS 019</p>	 <p>HAZEL 022</p>
 <p>BELIZE 023</p>	 <p>ADLER 024</p>	 <p>DOVER 025</p>	 <p>VALÊNCIA 026</p>	 <p>REMI 027</p>
 <p>MALI 028</p>	 <p>KEPNER 029</p>	 <p>GÊNESIS 030</p>	 <p>ORTUS 032</p>	 <p>HANDEL 033</p>
 <p>MORGAN 034</p>	 <p>HANOVER 035</p>	 <p>AGRA 036</p>	 <p>KELLER 037</p>	 <p>HARPIA 038</p>
 <p>DÉLI 039</p>	 <p>SAIGON 040</p>	 <p>AUSTIN 041</p>	 <p>LA VITTA 042</p>	 <p>MOND 043</p>
 <p>ANILLA 044</p>	 <p>TRAPECIO 046</p>	 <p>LA VILLE 048</p>	 <p>HONG KONG 050</p>	 <p>AMADORA 051</p>

				
MAINE 052	ADARA 053	ALTOÉ 054	ELLA 056	WELD 057
				
ALTMANN 058	OLSON 060	AISHA 062	LOUISE 064	MOON 065
				
TALÍN 066	FORTUNA 067	KATANA 068	CLAUDIA 070	CARLA 071
				
MARJORIE 072	MELINA 073	MÔNACO 074	VERMONT 075	VERSAILLES 076
				
DIAMOND 078	AMSTERDĂ 080	AMEERAH 084	MARIA JULIA 086	DUBLIN 087
				
ALLIANCE 088	SPIRALE 089	SARAH 090	ARCOS DE CRISTAL 091	CASCATA 092
				
PRESTIGE 096	CRISTAL VIENNA 097	MARIA THEREZA 098	VALENTINA 110	ROPE 112 CAMPBELL 113

LINHA DECORATIVA



LINHA CALLAS

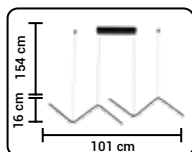


SL-0536/H11 COPPERY
Ref: 1211

SL-0536/H11 GOLD
Ref: 1210

SOQUETE	G9
QUANTIDADE DE LÂMPADAS	11
MATERIAL	Metal e vidro





SL-0541/H2 BK
Ref:1201

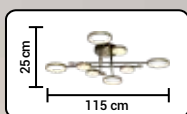
FLUXO LUMINOSO	2800 lumens
TEMPERATURA DE COR	3000K
POTÊNCIA	28W
MATERIAL	Alumínio e silicone

◊ Este produto pode ser dimerizado com a instalação do Kit Dimer Hevvy (driver+controle). ◊
*Kit vendido separadamente.



LINHA LED ANDES

◇ ACENDIMENTO EM 3 FASES: 1 - ANEIS INTERNOS, 2 - ANEIS EXTERNOS, 3 - ANEIS INTERNOS E EXTERNOS ◇

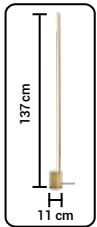


SL- 5989/C8
Ref: 1114



FLUXO LUMINOSO	10560 lumens
TEMPERATURA DE COR	3000K
POTÊNCIA	máximo 96W
MATERIAL	Metal e acrílico






SL-5955/F1 BK
Ref: 1144



SL-5955/F1 GD
Ref: 1143

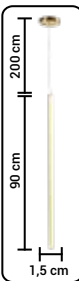

FLUXO LUMINOSO	2420 lumens
TEMPERATURA DE COR	3000K
POTÊNCIA	22W
MATERIAL	Aço inox e Silicone



LINHA LED TÓQUIO



LINHA LED TÓQUIO




SL-0518/H1 90 GOLD
Ref: 1236

SL-0518/H1 90 ROSE
Ref: 1235

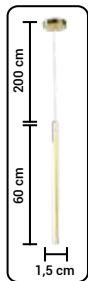
FLUXO LUMINOSO	900 lumens
TEMPERATURA DE COR	3000K
POTÊNCIA	9W
MATERIAL	Aço inox e silicone



LINHA LED TÓQUIO



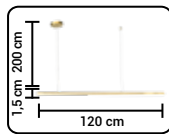
◊ Este produto pode ser dimerizado com a instalação do Kit Dimer Hevvy (driver+controle). ◊
*Kit vendido separadamente.



SL-0518/H1 60 GOLD
Ref: 1214

SL-0518/H1 60 ROSE
Ref: 1217

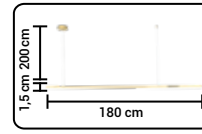
FLUXO LUMINOSO 600 lumens
TEMPERATURA DE COR 3000K
POTÊNCIA 6W
MATERIAL Aço inox e silicone



SL-0517/H1 120 GOLD
Ref:1212

SL-0517/H1 120 ROSE
Ref:1215

FLUXO LUMINOSO 1200 lumens
TEMPERATURA DE COR 3000K
POTÊNCIA 12W
MATERIAL Aço Inox e silicone



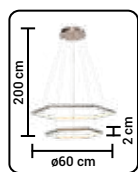
SL-0517/H1 180 GOLD
Ref:1213

SL-0517/H1 180 ROSE
Ref:1216

FLUXO LUMINOSO 1800 lumens
TEMPERATURA DE COR 3000K
POTÊNCIA 18W
MATERIAL Aço Inox e silicone



LINHA LED HEXAGON



SL-0519S/H2 ROSE
Ref:1221

SL-0519S/H2 GOLD
Ref:1220

FLUXO LUMINOSO	3000 lumens
TEMPERATURA DE COR	3000K
POTÊNCIA	30W
MATERIAL	Aço inox e silicone

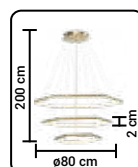
◊ Este produto pode ser dimerizado com a instalação do Kit Dimer Hevvy (driver+controle). ◊
*Kit vendido separadamente.





LINHA LED HEXAGON

◊ Este produto pode ser dimerizado com a instalação do Kit Dimer Heavy (driver+controle). ◊
*Kit vendido separadamente.

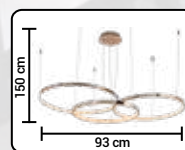


- SL-0519S/H3 ROSE
Ref: 1219
- SL-0519S/H3 GOLD
Ref: 1218

FLUXO LUMINOSO	5400 lumens
TEMPERATURA DE COR	3000K
POTÊNCIA	54W
MATERIAL	Aço inox e silicone

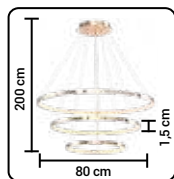


◊ Este produto pode ser dimerizado com a instalação do Kit Dimer Heavy (driver+controle). ◊
*Kit vendido separadamente.



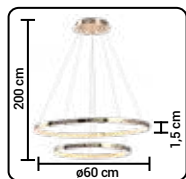
SL-0515A/H3 GOLD
Ref: 1230

FLUXO LUMINOSO	4800 lumens
TEMPERATURA DE COR	3000K
POTÊNCIA	48W
MATERIAL	Alumínio e acrílico



SL-0515/H3 GOLD
Ref: 1222

FLUXO LUMINOSO	5800 lumens
TEMPERATURA DE COR	3000K
POTÊNCIA	58W
MATERIAL	Alumínio e acrílico



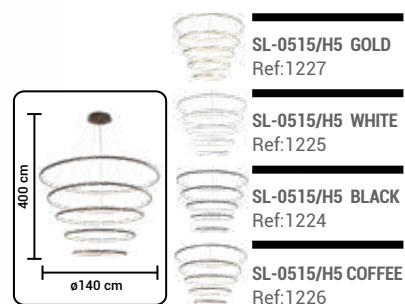
SL-0515/H2 GOLD
Ref: 1223

FLUXO LUMINOSO	3200 lumens
TEMPERATURA DE COR	3000K
POTÊNCIA	32W
MATERIAL	Alumínio e acrílico

◊ Este produto pode ser dimerizado com a instalação do Kit Dimer Hevvy (driver+controle). ◊
*Kit vendido separadamente.

LINHA LED MILANO


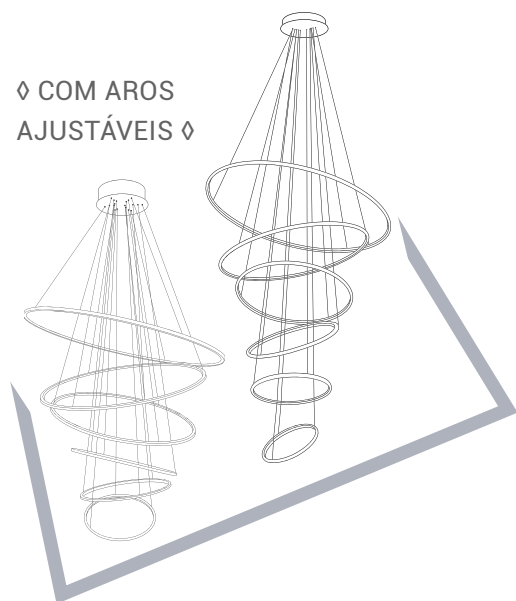
◇ COM AROS AJUSTÁVEIS ◇



FLUXO LUMINOSO	15700 lumens
TEMPERATURA DE COR	3000K
POTÊNCIA	157W
MATERIAL	Alumínio e acrílico



◇ COM AROS AJUSTÁVEIS ◇



SL-0516/H6 GOLD
Ref:1228

SL-0516/H6 ROSE
Ref:1229

FLUXO LUMINOSO	20900 lumens
TEMPERATURA DE COR	3000K
POTÊNCIA	209W
MATERIAL	Aço inox e silicone

◇ Este produto pode ser dimerizado com a instalação do Kit Dimer Heavy (driver+controle). ◇

*Kit vendido separadamente.

LINHA LED BENSON



LINHA LED FUSION




◊ Este produto pode ser dimerizado com a instalação do Kit Dimer Hevvy (driver+controle). ◊
*Kit vendido separadamente.




SL-0542/H1 CHROME
Ref:1199



SL-0542/H1 GOLD
Ref:1200



FLUXO LUMINOSO	1100 lumens
TEMPERATURA DE COR	3000K
POTÊNCIA	11W
MATERIAL	Metal e alumínio




SL-0535/H1 CHROME+CLEAR
Ref: 1208

SL-0535/H1 GOLD+AMBER
Ref: 1209

SOQUETE	E27
QUANTIDADE DE LÂMPADAS	1
MATERIAL	Metal e vidro

LINHA ORBIS

◇ ACOMPANHA 2 OPÇÕES DE MONTAGEM DE CABO COM 20CM OU 90CM ◇



SL-0533/H1 GOLD+SMOKY
Ref: 1202



SL-0533/H1 COPPERY+CLEAR
Ref: 1203




SL-0533/H1 GOLD+AMBER
Ref: 1204

SOQUETE	E27
QUANTIDADE DE LÂMPADAS	1
MATERIAL	Metal e vidro



◇ ACOMPANHA 2 OPÇÕES DE MONTAGEM DE CABO COM 20CM OU 95CM ◇

LINHA ORBIS



SL-0534/H1 GOLD+SMOKY
Ref: 1205



SL-0534/H1 COPPERY+CLEAR
Ref: 1206

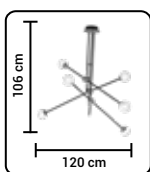
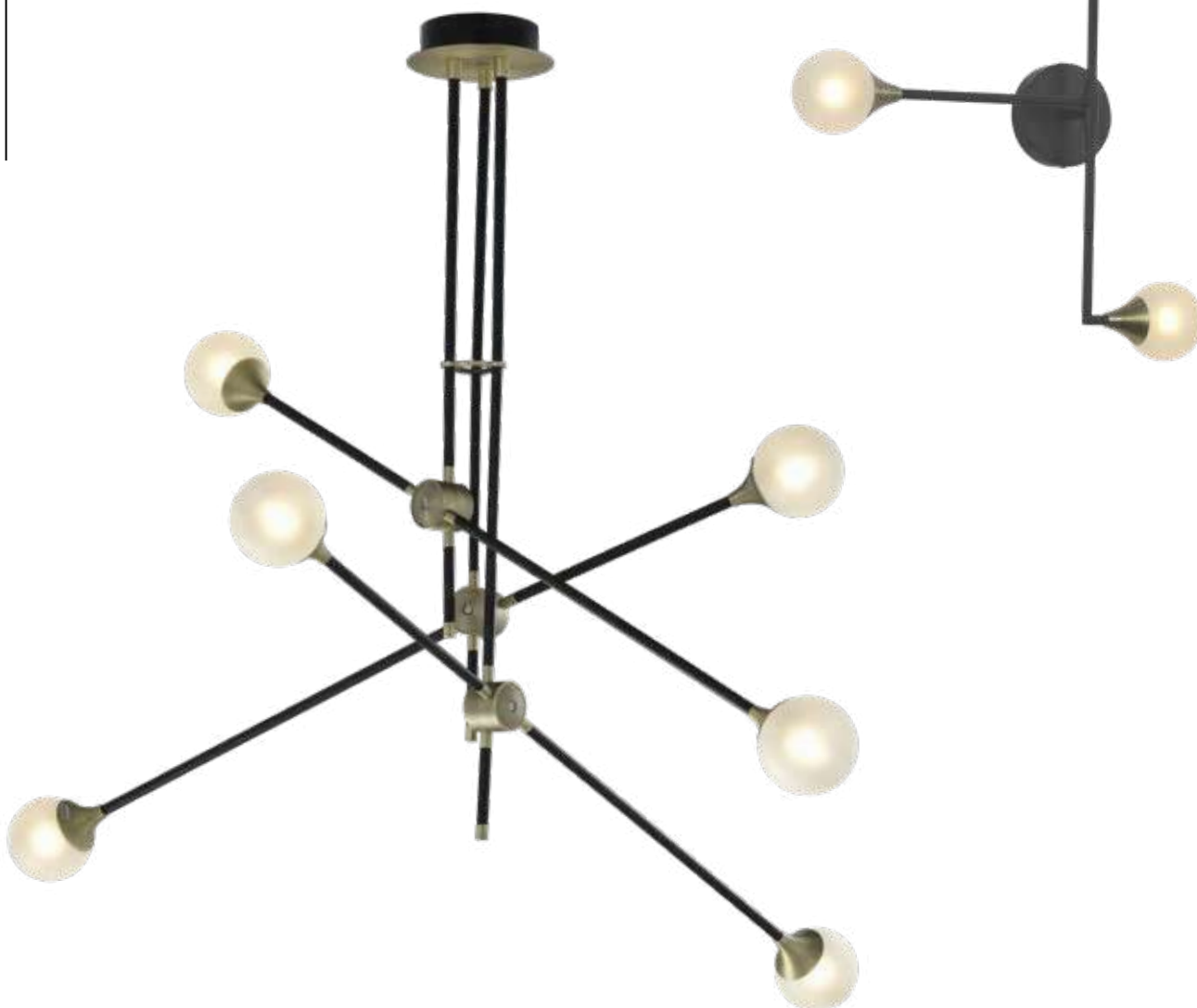


SL-0534/H1 GOLD+AMBER
Ref: 1207

SOQUETE	E27
QUANTIDADE DE LÂMPADAS	1
MATERIAL	Metal e vidro

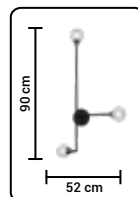


LINHA HAZEL



SL-5868/H6 BK+BZ
Ref: 1041

SOQUETE G9
QUANTIDADE DE LÂMPADAS 6
MATERIAL Metal e vidro

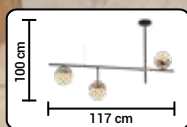


SL-5868/W3 BK+BZ
Ref: 1040

SOQUETE G9
QUANTIDADE DE LÂMPADAS 3
MATERIAL Metal e vidro

◇ ACOMPANHA DUAS OPÇÕES DE HASTES COM 60CM OU 40CM QUE PODEM SER INSTALADAS JUNTAS OU SEPARADAS ◇

LINHA BELIZE




SL - 5987/H3 BK+GD
Ref: 1115

SOQUETE	G9
QUANTIDADE DE LÂMPADAS	3
MATERIAL	Metal e vidro



LINHA ADLER



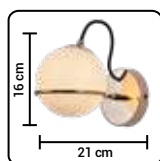
SL-0522/W1 BK
Ref:1183

SL-0522/W1 BRAS
Ref:1184



SOQUETE	GU10
QUANTIDADE DE LÂMPADAS	1
MATERIAL	Metal






SL-5992/W1 GOLD
Ref: 1185

SOQUETE	G9
QUANTIDADE DE LÂMPADAS	1
MATERIAL	Metal e vidro



LINHA VALÊNCIA




 SL-5990/H8 GOLD+SMOKY
Ref: 1186

 SL-5990/H8 GOLD+CHAMPAGNE
Ref: 1187

SOQUETE	E14
QUANTIDADE DE LÂMPADAS	8
MATERIAL	Metal e cristal

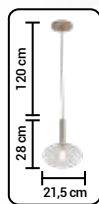




SL-0528/H1 CLEAR
Ref:1189



SL-0528/H1 AMBER
Ref:1188



SL-0529/H1 CLEAR
Ref:1191



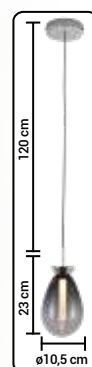
SL-0529/H1 AMBER
Ref:1190

SOQUETE G9
QUANTIDADE DE LÂMPADAS 1
MATERIAL Metal, acrílico e vidro



LINHA LED MALI

◇ COM CABO REGULÁVEL ◇



SL-5985/H1 SMOKY
Ref: 1192



SL-5985/H1 BLUE
Ref: 1193




SL-5985/H1 AMBAR
Ref: 1194



SL-5985/H1 PINK
Ref: 1195


FLUXO LUMINOSO	330 lumens
TEMPERATURA DE COR	3000K
POTÊNCIA	3W
MATERIAL	Metal, acrílico e vidro





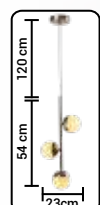
SL-0526/H7 GOLD
Ref:1196

SOQUETE G9
QUANTIDADE DE LÂMPADAS 7
MATERIAL Metal e vidro



SL-0526/W1 GOLD
Ref:1197

SOQUETE G9
QUANTIDADE DE LÂMPADAS 1
MATERIAL Metal e vidro

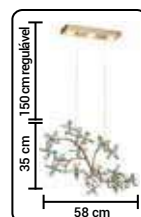


SL-5999/H3 GOLD
Ref:1198

SOQUETE G9
QUANTIDADE DE LÂMPADAS 3
MATERIAL Metal e vidro



LINHA GÊNESIS



SL-5861/H1 GD 3000K
Ref: 1142



SL-5861/H1 CHR 3000K
Ref: 1231

FLUXO LUMINOSO	1050 lumens
TEMPERATURA DE COR	3000K
POTÊNCIA	3x5W
MATERIAL	Metal e cristal

LINHA GÊNESIS



SL-5861/H22 CHR
Ref: 1234

SL-5861/H22
Ref: 1103

SOQUETE	GU10
QUANTIDADE DE LÂMPADAS	22
MATERIAL	Metal e cristal
MEDIDAS	150 x 400cm



◇ COM CABO REGULÁVEL ◇

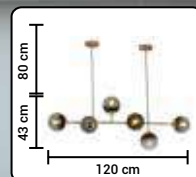


SL-5988/H6 AMBER
Ref: 1117



SL-5988/H6 SMOKY
Ref: 1116


SOQUETE	E14
QUANTIDADE DE LÂMPADAS	6
MATERIAL	Metal e Vidro



◇ MODERNO E SOFISTICADO ◇

SL-5964/H3 BLACK
Ref:1139

LINHA LED HANDEL





FLUXO LUMINOSO	3960 lumens
TEMPERATURA DE COR	3000K
POTÊNCIA	36W
MATERIAL	Metal e acrílico




LINHA LED MORGAN



 SL-7027F BK
Ref.: 1137

 SL-7027F WH
Ref.: 1138



FLUXO LUMINOSO	210 lumens
TEMPERATURA DE COR	3000K
POTÊNCIA	3W
MATERIAL	Metal e mármore
CABO COM INTERRUPTOR	2m

◇ MODERNO E SOFISTICADO ◇




- SL-5960/H1 COFFEE+GD
Ref:1135
- SL-5960/H1 BRUSS+GD
Ref:1136

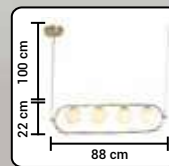
FLUXO LUMINOSO	3960 lumens
TEMPERATURA DE COR	3000K
POTÊNCIA	36W
MATERIAL	Alumínio e Acrílico

LINHA LED HANOVER





SOQUETE	G9
QUANTIDADE DE LÂMPADAS	1
MATERIAL	Metal e vidro



SL-5936/H4 GOLD
Ref:1127

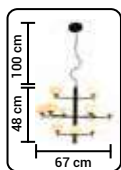


SOQUETE G9
QUANTIDADE DE LÂMPADAS 4
MATERIAL Metal e vidro



LINHA HARPIA

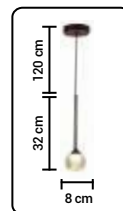

◇ COM CABO REGULÁVEL ◇



SL-5934/ H12 BK+COPPERY
Ref:1134

SOQUETE	G9
QUANTIDADE DE LÂMPADAS	12
MATERIAL	Metal e vidro





SL-5956/H1 COFFEE
Ref:1112

SL-5956/H1 BK
Ref:1113


FLUXO LUMINOSO	350 lumens
TEMPERATURA DE COR	3000K
POTÊNCIA	5W
MATERIAL	Acrílico e metal

LINHA LED DÉLI



LINHA LED SAIGON

◇ COM CABO REGULÁVEL ◇



SL-5949L/H1 GOLD
Ref:1128

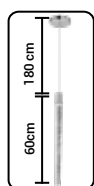


SL-5949L/H1 CHR
Ref:1129

FLUXO LUMINOSO	210 lumens
TEMPERATURA DE COR	3000K
POTÊNCIA	3W
MATERIAL	Metal e Vidro



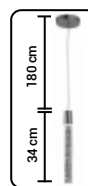
◇ CABOS REGULÁVEIS ◇



SL-5837XL/H1 4K GOLD
Ref:0995

SL-5837XL/H1 4K CHR
Ref:0996

FLUXO LUMINOSO	350 lumens
TEMPERATURA DE COR	4000K
POTÊNCIA	5W
MATERIAL	Metal e Vidro



SL-5837L/H1 4K GOLD
Ref:0969

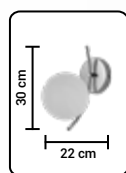
SL-5837L/H1 4K CHR
Ref:0974

FLUXO LUMINOSO	350 lumens
TEMPERATURA DE COR	4000K
POTÊNCIA	5W
MATERIAL	Metal e Vidro

LINHA LED AUSTIN



◇ USE APENAS LÂMPADA LED ◇




SL-5865S W1 GD+WH
Ref: 1024



SL-5865S W1 COP+WH
Ref: 1118

SOQUETE G9
 QUANTIDADE DE LÂMPADAS 1
 MATERIAL Metal e vidro

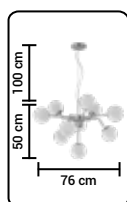


SL-5865S/H1 COP+WH
Ref: 1022



SL-5865S/H1 GD+WH
Ref: 1023

SOQUETE E27
 QUANTIDADE DE LÂMPADAS 1
 MATERIAL Metal e vidro

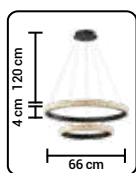


- SL-5872/H10 GD+WH
Ref: 1020
- SL-5872/H10 COP+WH
Ref: 1021

SOQUETE	G9
QUANTIDADE DE LÂMPADAS	10
MATERIAL	Metal e vidro



LINHA LED ANILLA



SL-5953/H2 SAND+BK
Ref:1124

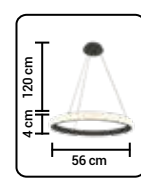
SL-5953/H2 SAND+WH
Ref:1122

FLUXO LUMINOSO	6300 lumens
TEMPERATURA DE COR	3000K
POTÊNCIA	63W
MATERIAL	Alumínio e acrílico





LINHA LED ANILLA



SL-5953/H1 SAND+BK
Ref:1123




SL-5953/H1 SAND+WH
Ref:1121

FLUXO LUMINOSO	3300 lumens
TEMPERATURA DE COR	3000K
POTÊNCIA	33W
MATERIAL	Alumínio e acrílico





LINHA LED TRAPEZIO

◇ DUAS FORMAS DE INSTALAÇÃO ◇



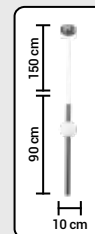
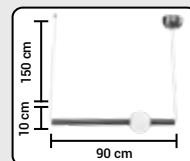
SL-5902L/H1 BRS
Ref:1062



◇ Produto dimerizável ◇

FLUXO LUMINOSO	3200 lumens
TEMPERATURA DE COR	3000K
POTÊNCIA	32W
MATERIAL	Metal e vidro

SL-5903L/H1 BRS
Ref:1063





FLUXO LUMINOSO	1320 lumens
TEMPERATURA DE COR	3000K
POTÊNCIA	12 W
MATERIAL	Metal e vidro



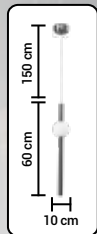
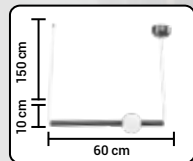
LINHA LED TRAPEZIO



SL-5902S/H1 BRS
Ref:1060



SL-5903S/H1 BRS
Ref:1061

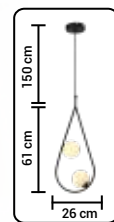



◊ Produto dimerizável ◊

FLUXO LUMINOSO	2100 lumens
TEMPERATURA DE COR	3000K
POTÊNCIA	21W
MATERIAL	Metal e vidro

FLUXO LUMINOSO	1320 lumens
TEMPERATURA DE COR	3000K
POTÊNCIA	12W
MATERIAL	Metal e vidro



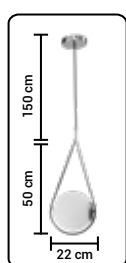





SL-5900/H2 GD
Ref:1029



SL-5900/H2 BK
Ref: 1028

SOQUETE	G9
QUANTIDADE DE LÂMPADAS	2
MATERIAL	Metal e vidro

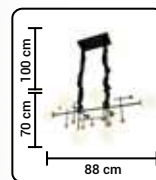


-  SL-5864/H1 BK+WH
Ref: 1027
-  SL-5864/H1 COP+WH
Ref: 1026
-  SL-5864/H1 GOLD
Ref: 1025

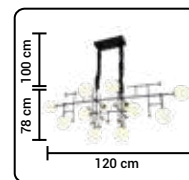
SOQUETE	G9
QUANTIDADE DE LÂMPADAS	1
MATERIAL	Metal e vidro



LINHA HONG KONG




SL-5957/H8 BK
Ref: 1119



SL-5957/H12 BK
Ref: 1120

	SL-5957 H8 BK	SL-5957 H12 BK
SOQUETE	G9	G9
QUANTIDADE DE LÂMPADAS	8	12
MATERIAL	Metal e vidro	

◇ CABO REGULÁVEL ◇




SL-6672/H1
Ref.0688

FLUXO LUMINOSO	550 lumens
TEMPERATURA DE COR	3000K
POTÊNCIA	5W
MATERIAL	Vidro e metal



LINHA AMADORA



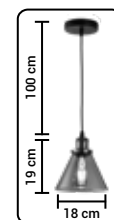


SL-5698/H1 AMB
Ref:0885



SL-5698/H1 SMO
Ref: 0884

SOQUETE E27
QUANTIDADE DE LÂMPADAS 1
MATERIAL Metal e vidro




SL-5697/H1 SMO
Ref:0886



SL-5697/H1 AMB
Ref: 0887

SOQUETE E27
QUANTIDADE DE LÂMPADAS 1
MATERIAL Metal e vidro

◇ CABO REGULÁVEL ◇



SL-5753/H1 COP
Ref: 0856

SL-5753/H1 CHR
Ref: 0854


SOQUETE E27
QUANTIDADE DE LÂMPADAS 1
MATERIAL Metal e vidro



LINHA ADARA



LINHA LED ALTOÉ



-  SL-5890/H1 AMB
Ref: 1054
-  SL-5890/H1 CLEAR
Ref: 1055
-  SL-5890/H1 SMO
Ref: 1056

FLUXO LUMINOSO	350 lumens
TEMPERATURA DE COR	3000K
POTÊNCIA	5W
MATERIAL	Metal e vidro





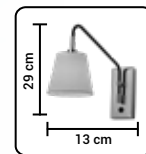
LINHA LED ALTOÉ



-  SL-5890/W1 AMB
Ref: 1057
-  SL-5890/W1 CLEAR
Ref: 1058
-  SL-5890/W1 SMO
Ref: 1059

FLUXO LUMINOSO	350 lumens
TEMPERATURA DE COR	3000K
POTÊNCIA	5W
MATERIAL	Metal e vidro

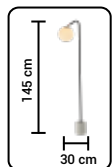




SL-5882/W1 GOLD
Ref:1083

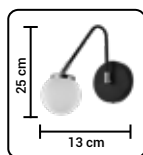
SOQUETE	E14
QUANTIDADE DE LÂMPADAS	1
MATERIAL	Linho e acetato

◇ ARANDELA ARTICULADA ◇



SL-5873/F1 BK
Ref: 1085

SOQUETE	E27
QUANTIDADE DE LÂMPADAS	1
MATERIAL	Metal e vidro



SL-5873/W1 BK
Ref: 1084

SOQUETE	G9
QUANTIDADE DE LÂMPADAS	1
MATERIAL	Metal e vidro



LINHA WELD



LINHA LED ALTMANN



SL-5884/H1 CLEAR

Ref: 1049

SL-5884/H1 AMB

Ref: 1053

SL-5884/H1 SMOKY

Ref: 1051

FLUXO LUMINOSO 1320 lumens


TEMPERATURA DE COR 3000K

POTÊNCIA 12W

MATERIAL Metal e vidro



LINHA LED ALTMANN



SL-5885/H1 AMB
Ref: 1052



SL-5885/H1 CLEAR
Ref: 1048

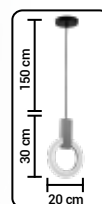


SL-5885/H1 SMOKY
Ref: 1050

FLUXO LUMINOSO	900 lumens
TEMPERATURA DE COR	3000K
POTÊNCIA	9W
MATERIAL	Metal e vidro




LINHA LED OLSON



SL-5911S/H1
Ref:1073


FLUXO LUMINOSO	880 lumens
TEMPERATURA DE COR	3000K
POTÊNCIA	8W
MATERIAL	Acrílico, metal e madeira



SL-5911L/H1
Ref:1074


FLUXO LUMINOSO	1540 lumens
TEMPERATURA DE COR	3000K
POTÊNCIA	14W
MATERIAL	Acrílico, metal e madeira

◇ CABO REGULÁVEL ◇



SL-5912S/H1
Ref: 1111

FLUXO LUMINOSO	1540 lumens
TEMPERATURA DE COR	3000K
POTÊNCIA	14W
MATERIAL	Acrílico, metal e madeira




SL-5912S/W1
Ref:1072

FLUXO LUMINOSO	1760 lumens
TEMPERATURA DE COR	3000K
POTÊNCIA	16W
MATERIAL	Acrílico, metal e madeira

LINHA LED OLSON



LINHA AISHA



-  SL-5833/H1 AMB
Ref:0949
-  SL-5833/H1 SMO
Ref: 0952

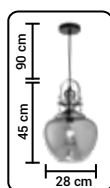
SOQUETE	E27
QUANTIDADE DE LÂMPADAS	1
MATERIAL	Metal e vidro



◇ CABO REGULÁVEL ◇



LINHA AISHA




SL-5831/H1 AMB
Ref:0947



SL-5831/H1 SMO
Ref: 0950

SOQUETE E27
QUANTIDADE DE LÂMPADAS 1
MATERIAL Metal e Vidro



SL-5832/H1 AMB
Ref:0948



SL-5832/H1 SMO
Ref: 0951

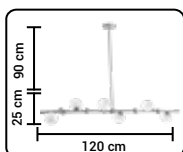
SOQUETE E27
QUANTIDADE DE LÂMPADAS 1
MATERIAL Metal e vidro



LINHA LOUISE

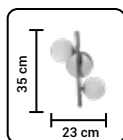


◇ USE APENAS LÂMPADA LED ◇



SL-5874L/H6 GD
Ref: 1030

SOQUETE G9
QUANTIDADE DE LÂMPADAS 6
MATERIAL Metal e vidro



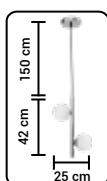
SL-5874/W2 GD
Ref: 1031

SOQUETE G9
QUANTIDADE DE LÂMPADAS 2
MATERIAL Metal e vidro



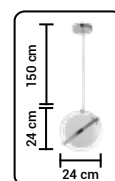


LINHA MOON



SL-5874/H2 GD
Ref: 1032

SOQUETE G9
QUANTIDADE DE LÂMPADAS 2
MATERIAL Metal e vidro

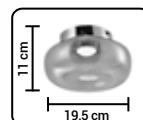


SL-5867S/H1 GD+WH
Ref: 1033

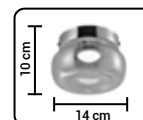
SOQUETE G9
QUANTIDADE DE LÂMPADAS 1
MATERIAL Metal e vidro



LINHA LED TALÍN

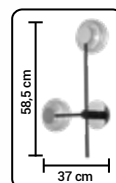


SL-5904L/C1 AMB
Ref:1081




SL-5904S/C1 AMB
Ref:1082

FLUXO LUMINOSO	350 lumens
TEMPERATURA DE COR	3000K
POTÊNCIA	5W
MATERIAL	Metal e vidro



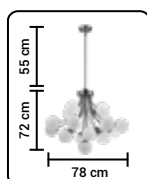
SL-5904L/W2 AMB
Ref:1080



SL-5904R/W2 AMB
Ref:1106

FLUXO LUMINOSO	700 lumens
TEMPERATURA DE COR	3000K
POTÊNCIA	10W
MATERIAL	Metal e vidro

◇ COM TRÊS OPÇÕES DE CABO: COM
85CM, 55CM OU 30CM.
USE APENAS LÂMPADA LED ◇



SL-5836/H17 BRONZE
Ref: 0955

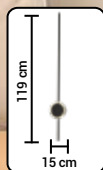
SOQUETE	G9
QUANTIDADE DE LÂMPADAS	17
MATERIAL	Metal e vidro

LINHA FORTUNA



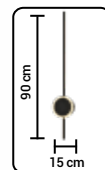
LINHA LED KATANA

◇ ACENDIMENTO EM 3 FASES: 1 - BARRA, 2 - CIRCULO, 3 - BARRA E CIRCULO ◇



● SL-5910L/W2 BK
Ref:1088

● SL-5910L/W2 GD
Ref:1091




● SL-5910M/W2 BK
Ref:1087

● SL-5910M/W2 GD
Ref:1090

FLUXO LUMINOSO	3190 lumens
TEMPERATURA DE COR	3000K
POTÊNCIA	máximo de 29W
MATERIAL	Metal e acrílico


FLUXO LUMINOSO	2640 lumens
TEMPERATURA DE COR	3000K
POTÊNCIA	máximo de 24W
MATERIAL	Metal e acrílico



LINHA LED KATANA



-  SL-5910S/W2 BK
Ref:1086
-  SL-5910S/W2 GD
Ref:1089

FLUXO LUMINOSO	1980 lumens
TEMPERATURA DE COR	3000K
POTÊNCIA	máximo de 18W
MATERIAL	Metal e acrílico



-  SL-5909S/W1 BK
Ref:1093
-  SL-5909S/W1 GD
Ref:1092

FLUXO LUMINOSO	770 lumens
TEMPERATURA DE COR	3000K
POTÊNCIA	7W
MATERIAL	Metal e acrílico



LINHA CLAUDIA

◇ TOQUE-ME ◇




-  SL-0001/W1 BC
Ref: 0734
-  SL-0001/W1 PT
Ref: 0735
-  SL-0001/W1 CR
Ref: 0736

SOQUETE E14
 QUANTIDADE DE LÂMPADAS 1
 MATERIAL Metal e fios de seda



◇ TOQUE-ME ◇

LINHA CARLA



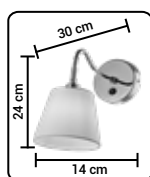
SL-0001A/W1 PT
Ref: 0738

SL-0001A/W1 CR
Ref: 0737

SOQUETE E14
QUANTIDADE DE LÂMPADAS 1
MATERIAL Metal e fios de seda

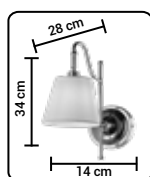


◇ ARANDELA ARTICULADA ◇



SL-5829/W1 GRAY
Ref: 0937

SL-5829/W1 WH
Ref: 0936



SL-5828/W1 GRAY
Ref: 0939

SL-5828/W1 WH
Ref: 0938

SOQUETE	E14
QUANTIDADE DE LÂMPADAS	1
MATERIAL	Linho e acetato

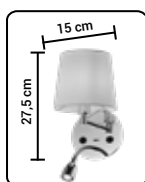
◇ ARANDELA COM INTERRUPTOR E ENTRADA USB ◇



FLUXO LUMINOSO	210 lumens
TEMPERATURA DE COR	3000K
POTÊNCIA	3W




SOQUETE	E14
QUANTIDADE DE LÂMPADAS	1
MATERIAL	Metal, tecido e acetato



SL-5824/W1 GRAY
Ref: 0941

SL-5824/W1 WH
Ref: 0940



SL-5825/W1 GRAY
Ref: 0943

SL-5825/W1 WH
Ref: 0942






SL-5958/H8 GOLD
Ref: 1146



SL-5958/H8 CHROME
Ref: 1145

SOQUETE E14
QUANTIDADE DE LÂMPADAS 8
MATERIAL Metal e cristal




SL-5859/H6
Ref: 1102

SOQUETE E27
QUANTIDADE DE LÂMPADAS 6
MATERIAL Cristal e metal




LINHA VERSAILLES



- SL-5681L/H12 CHR
Ref: 1233
- SL-5681L/H12 TR
Ref: 0566
- SL-5681L/H12 CHP+GD
Ref: 1107

SOQUETE	E14
QUANTIDADE DE LÂMPADAS	12
MATERIAL	Metal e cristal



- SL-5681M/H8 CHR
Ref: 1232
- SL-5681M/H8 TR
Ref: 0777
- SL-5681M/H8 CHP+GD
Ref: 1108

SOQUETE	E14
QUANTIDADE DE LÂMPADAS	8
MATERIAL	Metal e cristal




LINHA VERSAILLES



LINHA DIAMOND

◇ USE APENAS LÂMPADA LED ◇






SL- 5691L/H17
Ref: 0788

SL- 5691L/H17 GD+CHP
Ref: 0983


SOQUETE G9
QUANTIDADE DE LÂMPADAS 17
MATERIAL Metal e cristal



SL- 5691M/H12
Ref: 0787

SL- 5691M/H12 GD+CHP
Ref: 0982

SOQUETE G9
QUANTIDADE DE LÂMPADAS 12
MATERIAL Metal e cristal




SL- 5691S/H9
Ref: 0786

SL- 5691S/H9 GD+CHP
Ref: 0981

SOQUETE G9
QUANTIDADE DE LÂMPADAS 9
MATERIAL Metal e cristal


LINHA AMSTERDÃ

◇ PODE SER MONTADO
TAMBÉM COMO PLAFON ◇



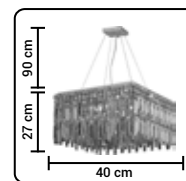
SL-5647/H1 TR
Ref: 0648

SOQUETE G9
QUANTIDADE DE LÂMPADAS 1
MATERIAL Metal e cristal




SL-5647/H10 TR
Ref: 0645

SOQUETE G9
QUANTIDADE DE LÂMPADAS 10
MATERIAL Metal e cristal



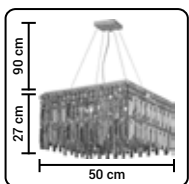
SL-5647/H6 TR
Ref: 0647

SOQUETE G9
QUANTIDADE DE LÂMPADAS 6
MATERIAL Metal e cristal



SL-5647/L5 TR
Ref: 0649

SOQUETE G9
 QUANTIDADE DE LÂMPADAS 5
 MATERIAL Metal e cristal




SL-5647/H8 TR
Ref: 0646

SOQUETE G9
 QUANTIDADE DE LÂMPADAS 8
 MATERIAL Metal e cristal


LINHA AMSTERDÃ

◇ PODE SER MONTADO
TAMBÉM COMO PLAFON ◇



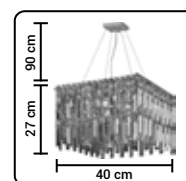
SL-5647/H1 CHP
Ref: 0653

SOQUETE G9
QUANTIDADE DE LÂMPADAS 1
MATERIAL Metal e cristal



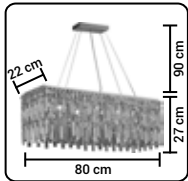
SL-5647/H10 CHP
Ref: 0650

SOQUETE G9
QUANTIDADE DE LÂMPADAS 10
MATERIAL Metal e cristal



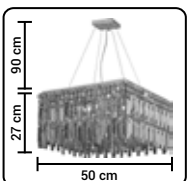
SL-5647/H6 CHP
Ref: 0652

SOQUETE G9
QUANTIDADE DE LÂMPADAS 6
MATERIAL Metal e cristal



SL-5647/L5 CHP
Ref: 0654

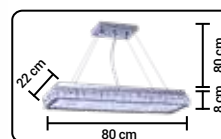
SOQUETE	G9
QUANTIDADE DE LÂMPADAS	5
MATERIAL	Metal e cristal



SL-5647/H8 CHP
Ref: 0651

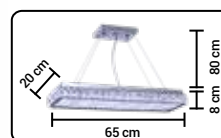
SOQUETE	G9
QUANTIDADE DE LÂMPADAS	8
MATERIAL	Metal e cristal





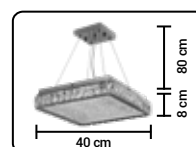
SL-5705M/H1
Ref: 0818

FLUXO LUMINOSO	5280 lumens
TEMPERATURA DE COR	4000K
POTÊNCIA	48W
MATERIAL	Metal, vidro e cristal



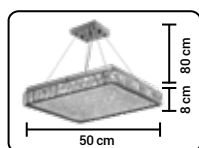
SL-5705S/H1
Ref: 0819

FLUXO LUMINOSO	3960 lumens
TEMPERATURA DE COR	4000K
POTÊNCIA	36W
MATERIAL	Metal, vidro e cristal



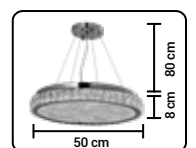
SL-5704S/H1
Ref: 0817

FLUXO LUMINOSO	4840 lumens
TEMPERATURA DE COR	4000K
POTÊNCIA	44W
MATERIAL	Metal, vidro e cristal



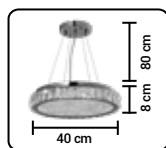
SL-5704M/H1
Ref: 0816

FLUXO LUMINOSO	6600 lumens
TEMPERATURA DE COR	4000K
POTÊNCIA	60W
MATERIAL	Metal, vidro e cristal



SL-5703M/H1
Ref: 0813

FLUXO LUMINOSO	6270 lumens
TEMPERATURA DE COR	4000K
POTÊNCIA	57W
MATERIAL	Metal, vidro e cristal




SL-5703S/H1
Ref: 0814

FLUXO LUMINOSO	4950 lumens
TEMPERATURA DE COR	4000K
POTÊNCIA	45W
MATERIAL	Metal, vidro e cristal

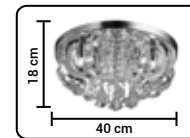


◇ CRISTAIS CURVOS NO MODELO "PIÃO" QUE PROPORCIONAM MOVIMENTO ◇




SL-5616/C7
Ref: 0620

SOQUETE G9
QUANTIDADE DE LÂMPADAS 7
MATERIAL Metal e cristal




SL-5616/C5
Ref: 0621

SOQUETE G9
QUANTIDADE DE LÂMPADAS 5
MATERIAL Metal e cristal



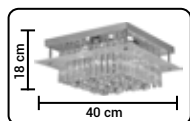
SL-5616/C4
Ref: 0622

SOQUETE G9
QUANTIDADE DE LÂMPADAS 4
MATERIAL Metal e cristal



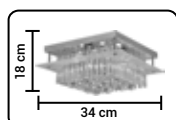
SL-5677L/C8
Ref: 0617

SOQUETE G9
QUANTIDADE DE LÂMPADAS 8
MATERIAL Metal, vidro e cristal



SL-5677M/C5
Ref: 0618

SOQUETE G9
QUANTIDADE DE LÂMPADAS 5
MATERIAL Metal, vidro e cristal

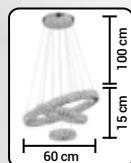



SL-5677S/C4
Ref: 0619

SOQUETE G9
QUANTIDADE DE LÂMPADAS 4
MATERIAL Metal, vidro e cristal

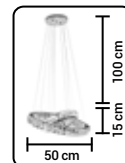
LINHA LED ALLIANCE

◇ FLEXIBILIDADE: POSSIBILIDADE DE DIVERSAS FORMAÇÕES ◇



SL-6674/H3
Ref: 0802

FLUXO LUMINOSO	10230 lumens
TEMPERATURA DE COR	4000K
POTÊNCIA	93W
MATERIAL	Metal e cristal



SL-6674/H2
Ref: 0712

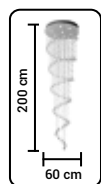
FLUXO LUMINOSO	5940 lumens
TEMPERATURA DE COR	4000K
POTÊNCIA	54W
MATERIAL	Metal e cristal

LINHA LED SPIRALE



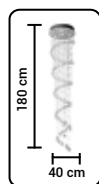
SL-6658/C9
Ref: 0629

SOQUETE GU10
QUANTIDADE DE LÂMPADAS 9
MATERIAL Metal e cristal



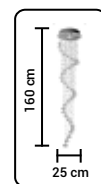
SL-6652/C7
Ref: 0628

SOQUETE GU10
QUANTIDADE DE LÂMPADAS 7
MATERIAL Metal e cristal



SL-6652/C4
Ref: 0627


SOQUETE GU10
QUANTIDADE DE LÂMPADAS 4
MATERIAL Metal, aço e cristal



SL-6652/C1
Ref: 0626


SOQUETE GU10
QUANTIDADE DE LÂMPADAS 1
MATERIAL Metal, aço e cristal





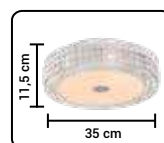
SL-94650/C6
Ref: 0575

SOQUETE G9
QUANTIDADE DE LÂMPADAS 6
MATERIAL Metal, aço e cristal



SL-94645/C6
Ref: 0576

SOQUETE G9
QUANTIDADE DE LÂMPADAS 6
MATERIAL Metal, aço e cristal




SL-94646/C5
Ref: 0577

SOQUETE G9
QUANTIDADE DE LÂMPADAS 5
MATERIAL Metal, aço e cristal

◇ CRISTAL PEROLIZADO E DE ALTO BRILHO ◇

LINHA ARCOS DE CRISTAL




SL-93779/C9 TR
Ref: 0578



SL-93779/C9 CHP
Ref: 0580

SOQUETE G9
QUANTIDADE DE LÂMPADAS 9
MATERIAL Metal e cristal



SL-93779/C7 TR
Ref: 0579



SL-93779/C7 CHP
Ref: 0581

SOQUETE G9
QUANTIDADE DE LÂMPADAS 7
MATERIAL Metal e cristal

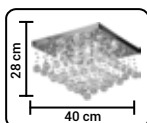


LINHA CASCATA




SL-93128S/C4 CHP
Ref: 0608

SOQUETE	G9
QUANTIDADE DE LÂMPADAS	4
MATERIAL	Metal, aço e cristal



SL-93128L/C6 CHP
Ref: 0609


SOQUETE	G9
QUANTIDADE DE LÂMPADAS	6
MATERIAL	Metal, aço e cristal



SL-93128XL/C8 CHP
Ref: 0610

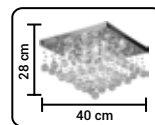
SOQUETE	G9
QUANTIDADE DE LÂMPADAS	8
MATERIAL	Metal, aço e cristal





SL-93128XL/C8
Ref: 0604

SOQUETE G9
QUANTIDADE DE LÂMPADAS 8
MATERIAL Metal, aço e cristal



SL-93128L/C6
Ref: 0603

SOQUETE G9
QUANTIDADE DE LÂMPADAS 6
MATERIAL Metal, aço e cristal



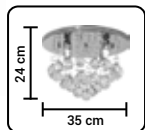
SL-93128S/C4
Ref: 0602

SOQUETE G9
QUANTIDADE DE LÂMPADAS 4
MATERIAL Metal, aço e cristal

LINHA CASCATA




LINHA CASCATA




SL-93127S/C4 CHP
Ref: 0605

SOQUETE G9
QUANTIDADE DE LÂMPADAS 4
MATERIAL Metal e cristal



SL-93127L/C6 CHP
Ref: 0606


SOQUETE G9
QUANTIDADE DE LÂMPADAS 6
MATERIAL Metal e cristal



SL-93127XL/C8 CHP
Ref: 0607


SOQUETE G9
QUANTIDADE DE LÂMPADAS 8
MATERIAL Metal e cristal





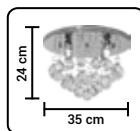
SL-93127XL/C8
Ref: 0601

SOQUETE G9
QUANTIDADE DE LÂMPADAS 8
MATERIAL Metal e cristal



SL-93127L/C6
Ref: 0600

SOQUETE G9
QUANTIDADE DE LÂMPADAS 6
MATERIAL Metal e cristal




SL-93127S/C4
Ref: 0599

SOQUETE G9
QUANTIDADE DE LÂMPADAS 4
MATERIAL Metal e cristal

LINHA CASCATA



LINHA PRESTIGE




SL-5822L/H28
Ref: 0946



SOQUETE	E14
QUANTIDADE DE LÂMPADAS	28
MATERIAL	Cristal e metal






SL-6657XL/H28
Ref: 0553

SOQUETE E14
QUANTIDADE DE LÂMPADAS 28
MATERIAL Cristal e metal

LINHA CRISTAL VIENNA




LINHA MARIA THERESA



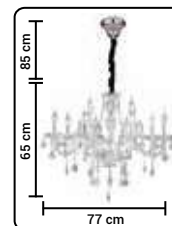
SL-9840/H8 TR
Ref: 0519

SOQUETE	E14
QUANTIDADE DE LÂMPADAS	8
MATERIAL	Metal, vidro e cristal



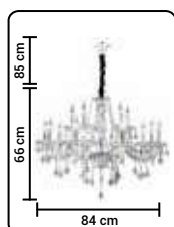
SL-9840/H5 TR
Ref: 0518

SOQUETE	E14
QUANTIDADE DE LÂMPADAS	5
MATERIAL	Metal, vidro e cristal



SL-9840/H12 TR
Ref: 0520

SOQUETE	E14
QUANTIDADE DE LÂMPADAS	12
MATERIAL	Metal, vidro e cristal

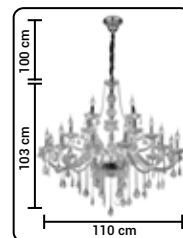


SL-9840/H15 TR
Ref: 0521

SOQUETE	E14
QUANTIDADE DE LÂMPADAS	15
MATERIAL	Metal, vidro e cristal



LINHA MARIA THERESA



SL-9840/H21 TR
Ref: 0524

SOQUETE	E14
QUANTIDADE DE LÂMPADAS	21
MATERIAL	Metal, vidro e cristal



SL-9840/W2 TR
Ref: 0522


SOQUETE	E14
QUANTIDADE DE LÂMPADAS	2
MATERIAL	Metal, vidro e cristal
MEDIDAS	Ø35cm x 25cm



SL-9840/W1 TR
Ref: 0523

SOQUETE	E14
QUANTIDADE DE LÂMPADAS	1
MATERIAL	Metal, vidro e cristal
MEDIDAS	Ø13cm x 25cm





SL-9840/H30 TR
Ref: 0525

SOQUETE E14
QUANTIDADE DE LÂMPADAS 30
MATERIAL Metal, vidro e cristal



CÚPULA



◇ CÚPULA DE ENCAIXE PARA LÂMPADA VELA ◇



SL-9840 CUPULA BC
Ref: 0867



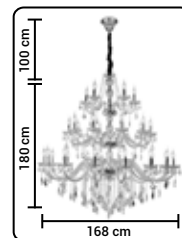
SL-9840 CUPULA CR
Ref: 0868



SL-9840 CUPULA PT
Ref: 0869




LINHA MARIA THERESA




SL-9840/H50 TR
Ref: 0526

SOQUETE	E14
QUANTIDADE DE LÂMPADAS	50
MATERIAL	Metal, vidro e cristal



SL-9840/H8 CHP
Ref: 0528

SOQUETE E14
QUANTIDADE DE LÂMPADAS 8
MATERIAL Metal, vidro e cristal



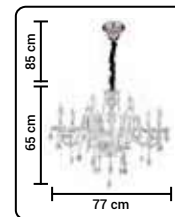
SL-9840/H5 CHP
Ref: 0527

SOQUETE E14
QUANTIDADE DE LÂMPADAS 5
MATERIAL Metal, vidro e cristal

LINHA MARIA THERESA

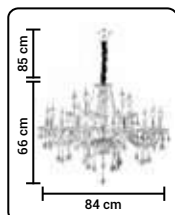


LINHA MARIA THEREZA



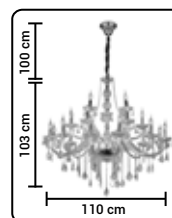
SL-9840/H12 CHP
Ref: 0529

SOQUETE	E14
QUANTIDADE DE LÂMPADAS	12
MATERIAL	Metal, vidro e cristal



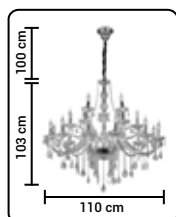
SL-9840/H15 CHP
Ref: 0530

SOQUETE	E14
QUANTIDADE DE LÂMPADAS	15
MATERIAL	Metal, vidro e cristal



SL-9840 H21 CHP
Ref: 0531

SOQUETE	E14
QUANTIDADE DE LÂMPADAS	21
MATERIAL	Metal, vidro e cristal



SL-9840/H21 CHP + DOURADO
Ref: 0532

SOQUETE	E14
QUANTIDADE DE LÂMPADAS	21
MATERIAL	Metal, vidro e cristal



SL-9840/W2 CHP
Ref: 0533

SOQUETE	E14
QUANTIDADE DE LÂMPADAS	2
MATERIAL	Metal, vidro e cristal
MEDIDAS	Ø35cm x 25cm

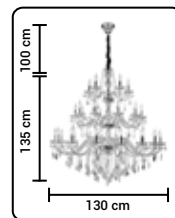


SL-9840/W1 CHP
Ref: 0534

SOQUETE	E14
QUANTIDADE DE LÂMPADAS	1
MATERIAL	Metal, vidro e cristal
MEDIDAS	Ø13cm x 25cm

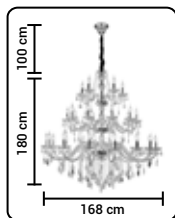


LINHA MARIA THERESA



SL-9840/H30 CHP
Ref: 0535

SOQUETE	E14
QUANTIDADE DE LÂMPADAS	30
MATERIAL	Metal, vidro e cristal



SL-9840/H50 CHP
Ref: 0809


SOQUETE E14
QUANTIDADE DE LÂMPADAS 50
MATERIAL Metal, vidro e cristal



LINHA MARIA TEREZA



LINHA MARIA THEREZA




SL-9840/H30 CHP + DR
Ref: 0870



SOQUETE	E14
QUANTIDADE DE LÂMPADAS	30
MATERIAL	Cristal, metal e vidro






SL-9840/H50 CHP + DR
Ref: 0871

SOQUETE E14
QUANTIDADE DE LÂMPADAS 50
MATERIAL Cristal, metal e vidro

LINHA MARIA THEREZA




LINHA VALENTINA




SL-5834/H8 CLEAR
Ref: 0962

SOQUETE E14
QUANTIDADE DE LÂMPADAS 8
MATERIAL Metal, vidro e cristal



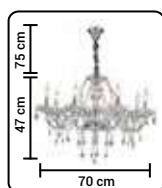
SL-5834/H5 CLEAR
Ref: 0959

SOQUETE E14
QUANTIDADE DE LÂMPADAS 5
MATERIAL Metal, vidro e cristal




SL-5834/H3 CLEAR
Ref: 0956

SOQUETE E14
QUANTIDADE DE LÂMPADAS 3
MATERIAL Metal, vidro e cristal




SL-5834/H8 CHP
Ref: 0963

SOQUETE E14
QUANTIDADE DE LÂMPADAS 8
MATERIAL Metal, vidro e cristal



SL-5834/H5 CHP
Ref: 0960

SOQUETE E14
QUANTIDADE DE LÂMPADAS 5
MATERIAL Metal, vidro e cristal



SL-5834/H3 CHP
Ref: 0957

SOQUETE E14
QUANTIDADE DE LÂMPADAS 3
MATERIAL Metal, vidro e cristal



LINHA ROPE



H-0011/H1
Ref: 1013

SOQUETE	E27
QUANTIDADE DE LÂMPADAS	1
MEDIDAS	150 cm
MATERIAL	Sisal sintético



H-0009/H1 BRONZE
Ref: 0933

SOQUETE	E27
QUANTIDADE DE LÂMPADAS	1
MEDIDAS	150 cm
MATERIAL	Metal



H-0009/H1 OURO VELHO
Ref: 0932

SOQUETE	E27
QUANTIDADE DE LÂMPADAS	1
MEDIDAS	150 cm
MATERIAL	Metal

CORRENTE 1 METRO

Corrente com mosquetão



CORRENTE CROMADA 4MM 1 METRO
Ref:0001

CORRENTE CROMADA 6MM 1 METRO
Ref:0003

CORRENTE CROMADA 8MM 1 METRO
Ref:0005



CORRENTE DOURADA 4MM 1 METRO
Ref:0007

CORRENTE DOURADA 6MM 1 METRO
Ref:0009

CORRENTE DOURADA 8MM 1 METRO
Ref:0011

CORRENTE 2 METROS

Corrente com mosquetão



CORRENTE CROMADA 4MM 2 METROS
Ref:0002

CORRENTE CROMADA 6MM 2 METROS
Ref:0004

CORRENTE CROMADA 8MM 2 METROS
Ref:0006



CORRENTE DOURADA 4MM 2 METROS
Ref:0008

CORRENTE DOURADA 6MM 2 METROS
Ref:0010

CORRENTE DOURADA 8MM 2 METROS
Ref:0012

LINHA PLAFON

Nossa linha de plafons conta com a tecnologia de mudança de temperatura de cor, onde você pode escolher entre 3000K, 4000K e 6000K.

Permitindo que você opte pela iluminação mais adequada a sua decoração e a cada atividade do dia.



Este produto pode ser dimerizado com a instalação de Kit Dimer Hevvy (driver+controle).

*Kit vendido separadamente.

INFORMAÇÕES TÉCNICAS DA LINHA DE PLAFONS:

ÂNGULO DE ABERTURA	180°
IRC	>80
TENSÃO	85-265V
FREQUÊNCIA	50/60Hz
FATOR DE POTÊNCIA	>0,5

VIDA ÚTIL	20.000 Horas
GRAU DE PROTEÇÃO	IP20
TEMP. DE OPERAÇÃO	-10 até 60°C
EFICIÊNCIA LUMINOSA	80lm/W
MATERIAL	Polycarbonato e aço

PLAFON LED VONTAE

LY-8809BL PT
Ref: 1150

LY-8809BM PT
Ref: 1147

LY-8809BL BC
Ref: 1152

LY-8809BM BC
Ref: 1149

LY-8809BL CAFÉ
Ref: 1151

LY-8809BM CAFÉ
Ref: 1148

LY-8809BM BC / LY-8809BM PT
LY-8809BM CAFÉ

LY-8809BL BC / LY-8809BL PT
LY-8809BL CAFÉ

	43cm			43cm			I 6,5cm		
	53cm			53cm			I 6,5cm		

FLUXO LUMINOSO	3840 lumens			4800 lumens		
TEMPERATURA DE COR	3000K	4000K	6000K	3000K	4000K	6000K
POTÊNCIA	48W	96W	48W	60W	120W	60W
CORRENTE ELÉTRICA	620mA			780mA		



LY-8736L PT+PT
Ref: 1173



LY-8736L CZ+CZ
Ref: 1174



LY-8736M PT+PT
Ref: 1171



LY-8736M CZ+CZ
Ref: 1172



LY-8736M PT+PT / LY-8736M CZ+CZ LY-8736L CZ+CZ / LY-8736L PT+PT

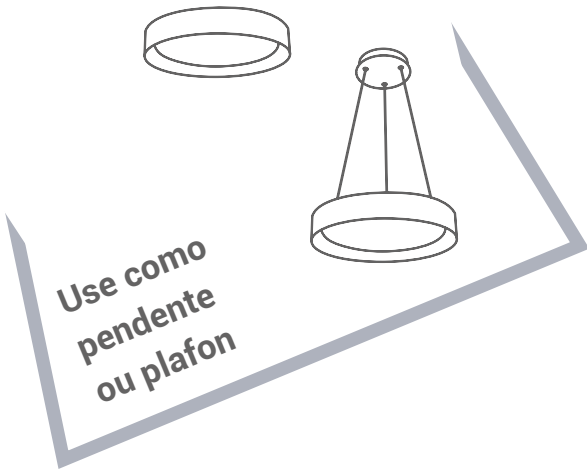


FLUXO LUMINOSO	1920 lumens			3840 lumens		
TEMPERATURA DE COR	3000K	4000K	6000K	3000K	4000K	6000K
POTÊNCIA	24W	48W	24W	48W	96W	48W
CORRENTE ELÉTRICA	310mA			620mA		



PLAFON/PENDENTE LED ESME

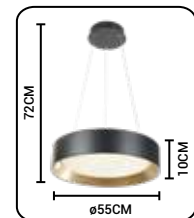




LY-8802L PT+DR
Ref: 1153



LY-8802L BC+DR
Ref: 1154



FLUXO LUMINOSO	3840 lumens		
TEMPERATURA DE COR	3000K	4000K	6000K
POTÊNCIA	48W	96K	48K
CORRENTE ELÉTRICA	620mA		

PLAFON/PENDENTE LED ESME



PLAFON LED FIANN



LY-8207BS BC
Ref: 1178



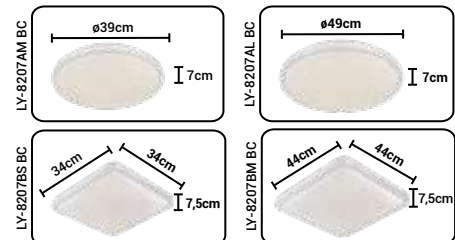
LY-8207BM BC
Ref: 1179



LY-8207AM BC
Ref: 1180



LY-8207AL BC
Ref: 1181



FLUXO LUMINOSO	1920 lumens			3840 lumens		
TEMPERATURA DE COR	3000K	4000K	6000K	3000K	4000K	6000K
POTÊNCIA	24W	48W	24W	48W	96W	48W
CORRENTE ELÉTRICA	310mA			620mA		

PLAFON LED LOOP



LY-8752M TR+BC
Ref: 1165

LY-8752L TR+BC
Ref: 1168

LY-8752L TR+CZ
Ref: 1167

LY-8752M TR + CZ
Ref: 1166

LY-8752M TR+BC / LY-8752M TR + CZ



LY-8752L TR+CZ / LY-8752L TR+BC



FLUXO LUMINOSO	1920 lumens			3840 lumens		
TEMPERATURA DE COR	3000K	4000K	6000K	3000K	4000K	6000K
POTÊNCIA	24W	48W	24W	48W	96W	48W
CORRENTE ELÉTRICA	310mA			620mA		



PLAFON LED MONTANA



LY-8762L BC+BC
Ref: 1164



LY-8762M BC+BC
Ref: 1161



LY-8762L BC+DR
Ref: 1163



LY-8762M BC+DR
Ref: 1160

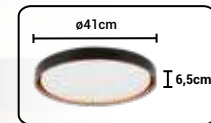


LY-8762L PT+DR
Ref: 1162



LY-8762M PT+DR
Ref: 1159

LY-8762M BC+BC / LY-8762M BC+DR / LY-8762M PT+DR LY-8762L BC+BC / LY-8762L BC+DR / LY-8762L PT+DR



FLUXO LUMINOSO	1920 lumens			3840 lumens		
TEMPERATURA DE COR	3000K	4000K	6000K	3000K	4000K	6000K
POTÊNCIA	24W	48W	24W	48W	96W	48W
CORRENTE ELÉTRICA	310mA			620mA		

PLAFON LED DEVON

Com acendimento



interno



ou ambos



externo



LY-8763L DR
Ref: 1158



LY-8763M DR
Ref: 1157



FLUXO LUMINOSO	1920 lumens			3840 lumens		
TEMPERATURA DE COR	3000K	4000K	6000K	3000K	4000K	6000K
POTÊNCIA	24W	48W	24W	48W	96W	48W
CORRENTE ELÉTRICA	310mA			620mA		





PLAFON LED SNOW



LY-8730L BC+BC
Ref: 1176


LY-8730M BC+BC
Ref: 1175



FLUXO LUMINOSO	1920 lumens			3840 lumens		
TEMPERATURA DE COR	3000K	4000K	6000K	3000K	4000K	6000K
POTÊNCIA	24W	48W	24W	48W	96W	48W
CORRENTE ELÉTRICA	310mA			620mA		

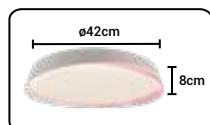


LY-8788M BC+AZ
Ref: 1156



LY-8788M BC+RS
Ref: 1155

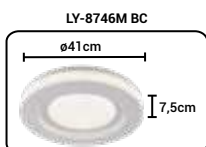
LY-8788M BC+AZ / LY-8788M BC+RS



FLUXO LUMINOSO	1920 lumens		
TEMPERATURA DE COR	3000K	4000K	6000K
POTÊNCIA	24W	48W	24W
CORRENTE ELÉTRICA	310mA		



PLAFON LED SÓCHI




LY-8746M BC
Ref: 1169

FLUXO LUMINOSO	1920 lumens		
TEMPERATURA DE COR	3000K	4000K	6000K
POTÊNCIA	24W	48W	24W
CORRENTE ELÉTRICA	310mA		



LY-8745M BC
Ref: 1170



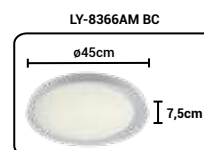
FLUXO LUMINOSO	1920 lumens		
TEMPERATURA DE COR	3000K	4000K	6000K
POTÊNCIA	24W	48W	24W
CORRENTE ELÉTRICA	310mA		

PLAFON LED MOSCOU

PLAFON LED PALMER



LY-8366AM BC
Ref: 1177



FLUXO LUMINOSO	1920 lumens		
TEMPERATURA DE COR	3000K	4000K	6000K
POTÊNCIA	24W	48W	24W
CORRENTE ELÉTRICA	310mA		



APP "ILink"



Bluetooth



Despertador



Controle de Acendimento



COM ALTO FALANTE INCLUSO

TOQUE SUAS MUSICAS FAVORITAS!

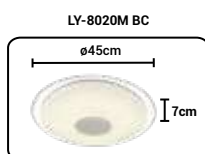


RGB
REGULÁVEL

PLAFON LED VOX



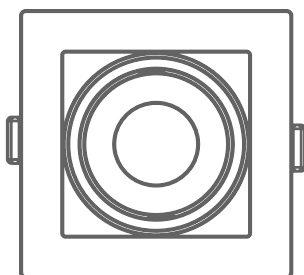
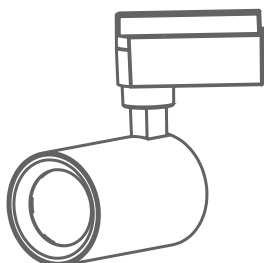
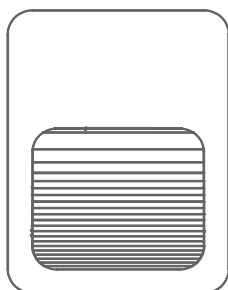
LY-8020M BC
Ref: 1182



FLUXO LUMINOSO	2400 lumens	
TEMPERATURA DE COR	2700K a 6500K	
POTÊNCIA	30W	
CORRENTE ELÉTRICA	390mA	



BALIZADORES & SPOTS




INFORMAÇÕES TÉCNICAS:

IRC	>70
TENSÃO	100-240V
FREQUÊNCIA	50/60Hz

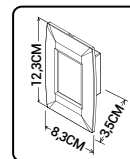
FATOR DE POTÊNCIA	>0,5
VIDA ÚTIL	25.000 Horas
TEMP. DE OPERAÇÃO	-20 até 60°C

BURLE



O-2650/2 BC 3000K
Ref: T044

O-2650/2 BC 3000K



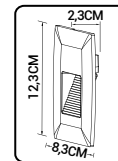
FLUXO LUMINOSO	70 lumens
TEMPERATURA DE COR	3000K
ÂNGULO DE ABERTURA	30°
POTÊNCIA	2W
CORRENTE ELÉTRICA	30-40mA
GRAU DE PROTEÇÃO	IP65
EFICIÊNCIA LUMINOSA	35lm/W
MATERIAL	ABS

PASSI



O-2650B/2 BC 3000K
Ref: T045

O-2650B/2 BC 3000K



FLUXO LUMINOSO	70 lumens
TEMPERATURA DE COR	3000K
ÂNGULO DE ABERTURA	30°
POTÊNCIA	2W
CORRENTE ELÉTRICA	30-40mA
GRAU DE PROTEÇÃO	IP65
EFICIÊNCIA LUMINOSA	35lm/W
MATERIAL	ABS

BARDI

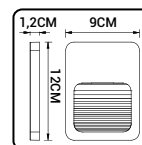


O-1114/3 BC 3000K
Ref: T047

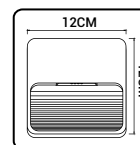


O-1112/2 BC 3000K
Ref: T046

O-1112/2 BC 3000K



O-1114/3 BC 3000K



FLUXO LUMINOSO	70 lumens	70 lumens
TEMPERATURA DE COR	3000K	3000K
ÂNGULO DE ABERTURA	75°	20°
POTÊNCIA	2W	3W
CORRENTE ELÉTRICA	20mA	40mA
GRAU DE PROTEÇÃO	IP65	IP65
EFICIÊNCIA LUMINOSA	35lm/W	35lm/W
MATERIAL	ABS	ABS



SPOT EASY

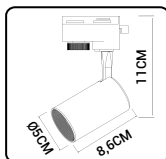


O-1530/5 BC 3000K
Ref: T036

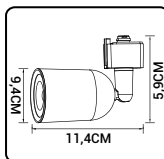


O-1530/5 PT 3000K
Ref: T037

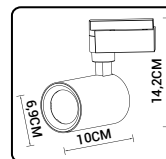
O-1220/7 BC 3000K
O-1220/7 PT 3000K



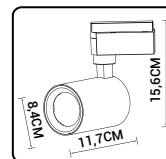
O-1530/5 BC 3000K
O-1530/5 PT 3000K



O-1920/10 BC 3000K
O-1920/10 PT 3000K



O-1930/18 BC 3000K
O-1930/18 PT 3000K



FLUXO LUMINOSO	230 lumens	350 lumens	850 lumens	1530 lumens
TEMPERATURA DE COR	3000K	3000K	3000K	3000K
ÂNGULO DE ABERTURA	30°	50°	20°	20°
POTÊNCIA	7W	5W	10W	18W
CORRENTE ELÉTRICA	150mA	50mA	120mA	230mA
GRAU DE PROTEÇÃO	IP20	IP20	IP20	IP20
EFICIÊNCIA LUMINOSA	33lm/W	70lm/W	85lm/W	85lm/W
MATERIAL	Alumínio	ABS	Alumínio	Alumínio

SPOT MODERN



O-1220/7 BC 3000K
Ref: T071



O-1220/7 PT 3000K
Ref: T072



O-1920/10 PT 3000K
Ref: T074



O-1920/10 BC 3000K
Ref: T073




O-1930/18 BC 3000K
Ref: T075



O-1930/18 PT 3000K
Ref: T076



◇ NÃO ACOMPANHA LÂMPADA ◇




SOQUETE	E27
LÂMPADA	PAR 38
MATERIAL	Alumínio e plástico



H-10568E PAR 38 BC
Ref: T028

H-10568E PAR 38 PT
Ref: T027



SOQUETE	GU10
LÂMPADA	AR 70
MATERIAL	Alumínio e plástico



H-10568E AR 70 BC
Ref: T030

H-10568E AR 70 PT
Ref: T029



SOQUETE	GU10
LÂMPADA	AR 111
MATERIAL	Alumínio e plástico




H-10568E AR 111 BC
Ref: T032

H-10568E AR 111 PT
Ref: T031

◇ NÃO ACOMPANHA LÂMPADA ◇



H-10568E PAR 30 BC
Ref: T006

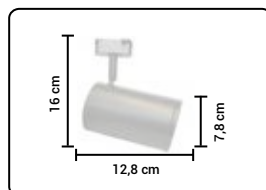


SOQUETE E27
LÂMPADA PAR 30
MATERIAL Alumínio e plástico

H-10568E PAR 30 PT
Ref: T005



H-10568E PAR 20 BC
Ref: T004

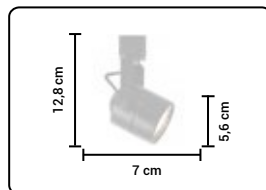


SOQUETE E27
LÂMPADA PAR 20
MATERIAL Alumínio e plástico

H-10568E PAR 20 PT
Ref: T003



H-005D PAR 16 BC
Ref: T008




SOQUETE GU10
LÂMPADA PAR 16
MATERIAL Alumínio e plástico

H-005D PAR 16 PT
Ref: T007



H-10568E PAR 16 BC
Ref: T002



SOQUETE GU10
LÂMPADA PAR 16
MATERIAL Alumínio e plástico

H-10568E PAR 16 PT
Ref: T001





H-TA2-I PT
 Ref:T015
 H-TA2-I BC
 Ref: T016



H-TA2-X PT
 Ref:T021
 H-TA2-X BC
 Ref:T022



H-TA2-T PT
 Ref:T019
 H-TA2-T BC
 Ref:T020



H-TA2-L PT
 Ref:T017
 H-TA2-L BC
 Ref:T018



H-TA2-HEAD PT
 Ref:T023
 H-TA2-HEAD BC
 Ref:T024



H-TA2 END PT
 Ref:T025
 H-TA2 END BC
 Ref:T026



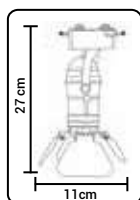
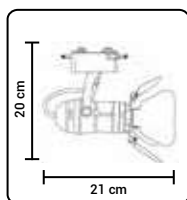
Trilho acompanha ponteira e alimentador.

H-TR2A1M PT
 Trilho preto 1 metro
 Ref:T011
 H-TR2A1M BC
 Trilho branco 1 metro
 Ref:T012

H-TR2A15M PT
 Trilho preto 1 metro e meio
 Ref:T013
 H-TR2A15M BC
 Trilho branco 1 metro e meio
 Ref:T014

H-TR2A2M PT
 Trilho preto 2 metros
 Ref:T033
 H-TR2A2M BC
 Trilho branco 2 metros
 Ref:T034

◇ NÃO ACOMPANHA TRILHO ◇



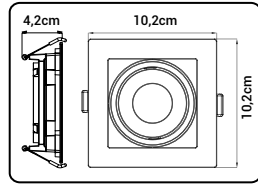
SOQUETE GU10
QUANTIDADE DE LÂMPADAS 1
MATERIAL Alumínio

H-G3018 PAR16 PT
Ref: T035

LINHA PARAMOUNT



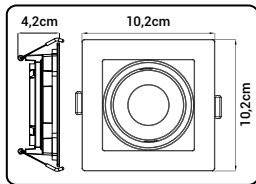

SPOT DE EMBUTIR MODULAR



SOQUETE GU10
LÂMPADA MR11 até 40W
MATERIAL Alumínio e ABS

O-130 MR11 PT
Ref: T057

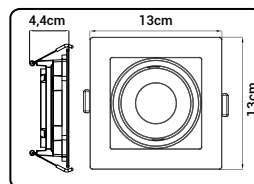
O-130 MR11 BC
Ref: T056



SOQUETE GU10
LÂMPADA MR16 até 40W
MATERIAL Alumínio e ABS

O-131 MR16 PT
Ref: T059

O-131 MR16 BC
Ref: T058



SOQUETE GU10
LÂMPADA AR70 até 40W
MATERIAL Alumínio e ABS

O-132 AR70 PT
Ref: T061

O-132 AR70 BC
Ref: T060



MÓDULO DE CONEXÃO

Some mais módulos ao projeto usando nossos conectores.

O-0004
Ref: T068

PARA SPOT
O-130 MR11 BC / O-130 MR11 PT
O-131 MR16 BC / O-131 MR16 PT

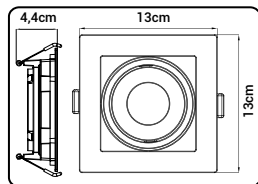
O-0005
Ref: T069

PARA SPOT
O-132 AR70 BC / O-132 AR70 PT
O-133 PAR20 BC / O-133 PAR20 PT

O-0006
Ref: T070

PARA SPOT
O-134 PAR30 BC / O-134 PAR30 PT
O-135 AR111 BC / O-135 AR111 pt



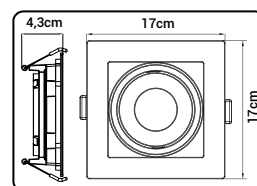


SOQUETE E27
LÂMPADA PAR20 até 40W
MATERIAL Alumínio e ABS



O-133 PAR20 PT
Ref: T063

O-133 PAR20 BC
Ref: T062

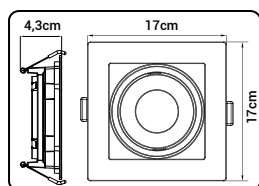


SOQUETE E27
LÂMPADA PAR30 até 40W
MATERIAL Alumínio e ABS



O-134 PAR30 PT
Ref: T065

O-134 PAR30 BC
Ref: T064



SOQUETE GU10
LÂMPADA AR111 até 40W
MATERIAL Alumínio e ABS



O-135 AR111 PT
Ref: T067

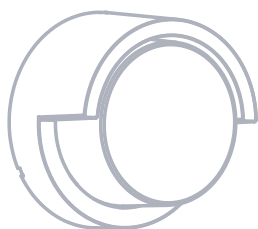


O-135 AR111 BC
Ref: T066



SPOT DE EMBUTIR MODULAR



LINHA ARANDELAS EXTERNAS



INFORMAÇÕES TÉCNICAS:

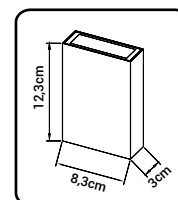
IRC	>70
TENSÃO	100-240V
FREQUÊNCIA	50/60Hz

FATOR DE POTÊNCIA	>0,5
VIDA ÚTIL	25.000 Horas
TEMP. DE OPERAÇÃO	-20 até 60°C

ARANDELA DUE



O-2750/4 PT 3000K
Ref: T055

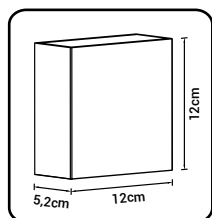


O-2750/4 BC 3000K
Ref: T054




FLUXO LUMINOSO	120 lumens
TEMPERATURA DE COR	3000K
ÂNGULO DE ABERTURA	40°
POTÊNCIA	4W
CORRENTE ELÉTRICA	500mA
GRAU DE PROTEÇÃO	IP65
EFICIÊNCIA LUMINOSA	30lm/W
MATERIAL	ABS

ARANDELA SMART



O-3450/4 BC 3000K
Ref: T053

◇ FACHO DE LUZ REGULÁVEL ◇



FLUXO LUMINOSO	250 lumens
TEMPERATURA DE COR	3000K
ÂNGULO DE ABERTURA	0 a 75°
POTÊNCIA	4W
CORRENTE ELÉTRICA	55mA
GRAU DE PROTEÇÃO	IP65
EFICIÊNCIA LUMINOSA	62,5lm/W
MATERIAL	ABS



O-3450/4 PT 3000K
Ref: T052



ARANDELA CLASSIC



O-0140S/15 BC 3000K
Ref: T050



O-0140S/15 BC 6500K
Ref: T051



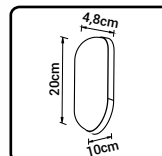
O-0130S/8 BC 3000K
Ref: T048



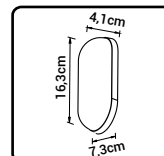
O-0130S/8 BC 6500K
Ref: T049



O-0140S/15 BC 3000K
O-0140S/15 BC 6500K



O-0130S/8 BC 3000K
O-0130S/8 BC 6500K



FLUXO LUMINOSO	1050 lumens	560 lumens
TEMPERATURA DE COR	3000K ou 6500K	3000K ou 6500K
ÂNGULO DE ABERTURA	120°	120°
POTÊNCIA	15W	8W
CORRENTE ELÉTRICA	180mA	120mA
GRAU DE PROTEÇÃO	IP65	IP65
EFICIÊNCIA LUMINOSA	70lm/W	70lm/W
MATERIAL	ABS	ABS





O-2360/12 PT 4200K
Ref: T040



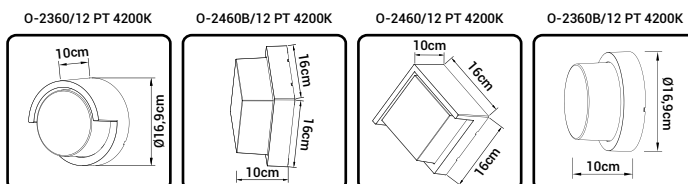
O-2360B/12 PT 4200K
Ref: T043



O-2460/12 PT 4200K
Ref: T042




O-2460B/12 PT 4200K
Ref: T041



FLUXO LUMINOSO	840 lumens	960 lumens	960 lumens	840 lumens
TEMPERATURA DE COR	4200K	4200K	4200K	4200K
ÂNGULO DE ABERTURA	120°	140°	120°	120°
POTÊNCIA	12W	12W	12W	12W
CORRENTE ELÉTRICA	280mA	280mA	280mA	280mA
GRAU DE PROTEÇÃO	IP65	IP65	IP65	IP65
EFICIÊNCIA LUMINOSA	70lm/W	80lm/W	80lm/W	70lm/W
MATERIAL	ABS	ABS	ABS	ABS



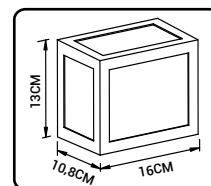
ARANDELA NEW



O-0661/12 PT 6500K
Ref: T038



O-0661/12 BC 6500K
Ref: T039



FLUXO LUMINOSO	840 lumens
TEMPERATURA DE COR	6500K
ÂNGULO DE ABERTURA	140°
POTÊNCIA	12W
CORRENTE ELÉTRICA	230mA
GRAU DE PROTEÇÃO	IP65
EFICIÊNCIA LUMINOSA	70lm/W
MATERIAL	ABS



LINHA LÂMPADAS

CLEAR GLASS



C35 Clear Glass
Ref: L016

FLUXO LUMINOSO	400 lumens
TEMPERATURA DE COR	2400K
POTÊNCIA	4W
BASE	E14



C35 Vela Clear Glass
Ref: L017

FLUXO LUMINOSO	400 lumens
TEMPERATURA DE COR	2400K
POTÊNCIA	4W
BASE	E14



A60 Clear Glass
Ref: L018


FLUXO LUMINOSO	400 lumens
TEMPERATURA DE COR	2400K
POTÊNCIA	4W
BASE	E27



G45 Clear Glass
Ref: L019

FLUXO LUMINOSO	400 lumens
TEMPERATURA DE COR	2400K
POTÊNCIA	4W
BASE	E27

GLASS FILAMENT



C35
Ref: L002

FLUXO LUMINOSO	400 lumens
TEMPERATURA DE COR	2200K
POTÊNCIA	4W
BASE	E14




C35 Vela
Ref: L001

FLUXO LUMINOSO	400 lumens
TEMPERATURA DE COR	2200K
POTÊNCIA	4W
BASE	E14



A60
Ref: L004

FLUXO LUMINOSO	400 lumens
TEMPERATURA DE COR	2200K
POTÊNCIA	4W
BASE	E27




G45
Ref: L003

FLUXO LUMINOSO	400 lumens
TEMPERATURA DE COR	2200K
POTÊNCIA	4W
BASE	E27




GLASS FILAMENT



G125
Ref: L007

FLUXO LUMINOSO	400 lumens
TEMPERATURA DE COR	2200K
POTÊNCIA	4W
BASE	E27




C45
Ref: L010

FLUXO LUMINOSO	400 lumens
TEMPERATURA DE COR	2200K
POTÊNCIA	4W
BASE	E14



G95
Ref: L006

FLUXO LUMINOSO	400 lumens
TEMPERATURA DE COR	2200K
POTÊNCIA	4W
BASE	E27




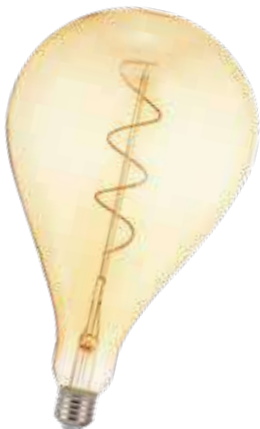
JP80B
Ref: L015

FLUXO LUMINOSO	400 lumens
TEMPERATURA DE COR	2400K
POTÊNCIA	4W
BASE	E27




ST64
Ref: L005

FLUXO LUMINOSO	400 lumens
TEMPERATURA DE COR	2200K
POTÊNCIA	4W
BASE	E27



A165S GOLD
Ref: L008

FLUXO LUMINOSO	400 lumens
TEMPERATURA DE COR	2200K
POTÊNCIA	4W
BASE	E27



A165S SMOKY
Ref: L009

FLUXO LUMINOSO	400 lumens
TEMPERATURA DE COR	2200K
POTÊNCIA	4W
BASE	E27



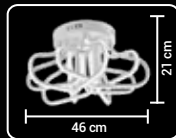
ÚLTIMA OPORTUNIDADE

APROVEITE OS ITENS QUE ESTÃO SAINDO DE LINHA COM PREÇOS ESPECIAIS.*

*somente enquanto durarem os estoques.

LINHA LED VIZZION

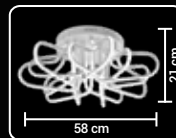
SOMENTE ENQUANTO DURAREM OS ESTOQUES
ÚLTIMA CHANCE



SL-5747/ C10 4K
 Ref:0864

SL-5747/C10 3K
 Ref:1009

FLUXO LUMINOSO	12100 lumens	12100 lumens
TEMPERATURA DE COR	4000K	3000K
POTÊNCIA	110W	110W
MATERIAL	Alumínio e acrílico	Alumínio e acrílico

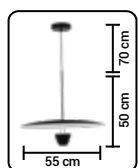



SL-5747/C14 4K
 Ref:0865

SL-5747/C14 3K
 Ref:1010

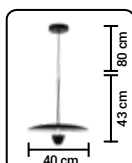
FLUXO LUMINOSO	19250 lumens	19250 lumens
TEMPERATURA DE COR	4000K	3000K
POTÊNCIA	175W	175W
MATERIAL	Alumínio e acrílico	Alumínio e acrílico

LINHA LED ARTEMIS



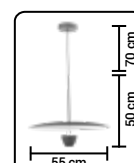
SL-5823L/H1 BK
Ref:0989

FLUXO LUMINOSO	840 lumens
TEMPERATURA DE COR	3000K
POTÊNCIA	12W
MATERIAL	Metal



SL-5823S/H1 BK
Ref:0990

FLUXO LUMINOSO	560 lumens
TEMPERATURA DE COR	3000K
POTÊNCIA	8W
MATERIAL	Metal




SL-5823L/H1 GRAY
Ref:0991

FLUXO LUMINOSO	840 lumens
TEMPERATURA DE COR	3000K
POTÊNCIA	12W
MATERIAL	Metal



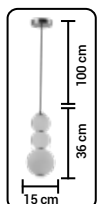
LINHA MARTHAS



SL-5863/T3 GD+WH
Ref: 1038

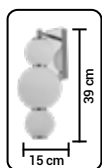
SOQUETE	G9
QUANTIDADE DE LÂMPADAS	3
MATERIAL	Metal e vidro





SL-5914/H1 CHR
Ref:1045

FLUXO LUMINOSO	1470 lumens
TEMPERATURA DE COR	3000K
POTÊNCIA	21W
MATERIAL	Metal e vidro



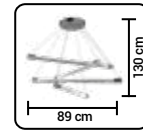
SL-5913/W1 CHR
Ref:1043

FLUXO LUMINOSO	1470 lumens
TEMPERATURA DE COR	3000K
POTÊNCIA	21W
MATERIAL	Metal e vidro

LINHA LED TRUDY




LINHA LED AUSTIN




SL-5840L/H4 4K GOLD
Ref:0965

TEMPERATURA DE COR 4000K
MATERIAL Metal e vidro



SL-94743L/C6 CHP
Ref: 0594

SOQUETE G9
QUANTIDADE DE LÂMPADAS 6
MATERIAL Metal e cristal



SL-94743S/C4 CHP
Ref: 0595

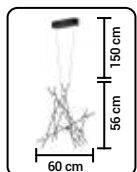
SOQUETE G9
QUANTIDADE DE LÂMPADAS 4
MATERIAL Metal e cristal

LINHA PIOGGIA

◇ MODERNO E SOFISTICADO ◇

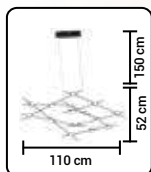
ÚLTIMA
CHANGE
SOMENTE ENQUANTO
DURAREM OS ESTOQUES

LINHA LED DRAPER



SL-5918/H12
Ref:1047

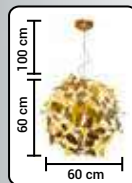
FLUXO LUMINOSO	3360 lumens
TEMPERATURA DE COR	3000K
POTÊNCIA	48W
MATERIAL	Metal e vidro



SL-5918/H15
Ref:1105


FLUXO LUMINOSO	4200 lumens
TEMPERATURA DE COR	3000K
POTÊNCIA	60W
MATERIAL	Metal e vidro





SL-9957P/R
Ref: 1141


SOQUETE G9
QUANTIDADE DE LÂMPADAS 14
MATERIAL Alumínio e cristal



SL-9957P/A
Ref: 1140

SOQUETE G9
QUANTIDADE DE LÂMPADAS 4
MATERIAL Alumínio e cristal

◇ USE APENAS LÂMPADA LED ◇



SL- 5839L/H21 CHR
Ref: 0975


SOQUETE E14
QUANTIDADE DE LÂMPADAS 21
MATERIAL Metal e vidro

LINHA WISH



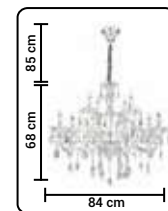
LINHA MELISSE

SOMENTE ENQUANTO DURAREM OS ESTOQUES
ÚLTIMA CHANCE



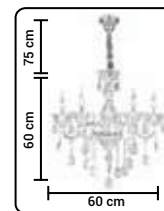
SL-9805/H5 CHP
Ref: 0536

SOQUETE E14
QUANTIDADE DE LÂMPADAS 5
MATERIAL Metal, vidro e cristais



SL-9805/H15 CHP
Ref: 0539


SOQUETE E14
QUANTIDADE DE LÂMPADAS 15
MATERIAL Metal, vidro e cristais



SL-9805/H5 TR
Ref: 0544

SOQUETE E14
QUANTIDADE DE LÂMPADAS 5
MATERIAL Metal, vidro e cristais

LINHA MELISSE

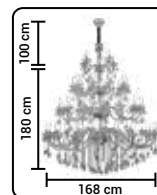


SL-9805/H8 TR
Ref: 0545

SOQUETE E14
QUANTIDADE DE LÂMPADAS 8
MATERIAL Metal, vidro e cristais




LINHA MELISSE



SL-9805/H50 CHP
Ref: 0810

SOQUETE	E14
QUANTIDADE DE LÂMPADAS	50
MATERIAL	Metal, vidro e cristais





SL-9805/H50 TR
Ref: 0552

SOQUETE	E14
QUANTIDADE DE LÂMPADAS	50
MATERIAL	Metal, vidro e cristais



LINHA MELISSE





Via Anchieta - 1571 - CEP:04247-002
Sacomã - São Paulo
Tel: 11 3227-2754 ☎ 11 98998-4440
contato@hevy.com.br
www.hevy.com.br




LINHA HONG KONG

CATEGORIAS



PRODUTOS EM DESTAQUE



ONDE ENCONTRAR



LANÇAMENTOS 2020



SOBRE NÓS

Hevy é a pioneira na criação e produção de objetos com tecnologia de "toque me", que consiste em escolher a intensidade da luz a partir de toques na área metálica do produto, que pode ser tanto na base, quanto na cúpula do abajur.

PÁGINAS

- » Sobre Nós
- » Catálogo 2020
- » Onde Encontrar

PRODUTOS


- » Produtos
- » Representantes
- » Contato

NOSSOS CONTATOS

- ☎ (11) 3277-3754
- ☎ (11) 3624-6269
- ☎ (11) 3 3700-4400
- ✉ contato@hevy.com.br
- 📍 Rua Santa Rosa, 100
- 📍 São Paulo, SP, 05401-000

ACESSE NOSSO SITE

Escaneie o QR Code e
saiba mais sobre os
nossos produtos.



Siga as nossas redes sociais:



/hevyiluminacao/



@hevyiluminacao